

Fuse modular terminal block - UK 6,3-HESI - 3004171

Please be informed that the data shown in this PDF Document is generated from our Online Catalog. Please find the complete data in the user's documentation. Our General Terms of Use for Downloads are valid (<http://phoenixcontact.com/download>)




Fuse terminal block for cartridge fuse insert, cross section: 0.5 - 16 mm², AWG: 26 - 8, width: 10.2 mm, color: black

Why buy this product

- Versions with LED
- Large-surface labeling
- Safety lever locked in end position



Key commercial data

Packing unit	50 pc
GTIN	 4 017918 090685
Weight per Piece (excluding packing)	34.18 g
Custom tariff number	85369085
Country of origin	Turkey
Product key	BE1234

Technical data

General

Number of levels	1
Number of connections	2
Color	black
Insulating material	PA
Inflammability class according to UL 94	V0
Fuse	G / 6,3 x 32
Fuse type	Glass
Rated surge voltage	6 kV
Pollution degree	3
Surge voltage category	III
Insulating material group	I

Fuse modular terminal block - UK 6,3-HESI - 3004171

Technical data

General

Connection in acc. with standard	IEC 60947-7-3
Nominal current I_N	10 A
Nominal voltage U_N	500 V (As a fuse terminal block)
Open side panel	nein
Number of positions	1
Shock protection test specification	DIN EN 50274 (VDE 0660-514):2002-11
Back of the hand protection	guaranteed
Finger protection	guaranteed
Oscillation, broadband noise test result	Test passed
Shock test result	Test passed

Dimensions

Width	10.2 mm
Length	79 mm
Height NS 35/7,5	60.5 mm
Height NS 35/15	68 mm
Height NS 32	65.5 mm

Connection data

Conductor cross section solid min.	0.5 mm ²
Conductor cross section solid max.	16 mm ²
Conductor cross section stranded min.	0.5 mm ²
Conductor cross section stranded max.	16 mm ²
Conductor cross section AWG/kcmil min.	20
Conductor cross section AWG/kcmil max	6
Conductor cross section stranded, with ferrule without plastic sleeve min.	0.5 mm ²
Conductor cross section stranded, with ferrule without plastic sleeve max.	10 mm ²
Conductor cross section stranded, with ferrule with plastic sleeve min.	0.5 mm ²
Conductor cross section stranded, with ferrule with plastic sleeve max.	10 mm ²
Cross section with insertion bridge, solid max.	10 mm ²
Cross section with insertion bridge, stranded max.	10 mm ²
2 conductors with same cross section, solid min.	0.5 mm ²
2 conductors with same cross section, solid max.	4 mm ²
2 conductors with same cross section, stranded min.	0.5 mm ²
2 conductors with same cross section, stranded max.	4 mm ²
2 conductors with same cross section, stranded, ferrules without plastic sleeve, min.	0.5 mm ²
2 conductors with same cross section, stranded, ferrules without plastic sleeve, max.	4 mm ²
2 conductors with same cross section, stranded, TWIN ferrules with plastic sleeve, min.	0.5 mm ²

Fuse modular terminal block - UK 6,3-HESI - 3004171

Technical data

Connection data

2 conductors with same cross section, stranded, TWIN ferrules with plastic sleeve, max.	6 mm ²
Cross section with insertion bridge, solid max.	10 mm ²
Cross section with insertion bridge, stranded max.	10 mm ²
Connection method	Screw connection
Stripping length	12 mm
Internal cylindrical gage	B 6
Screw thread	M4
Tightening torque, min	1.2 Nm
Tightening torque max	1.5 Nm

Classifications

eCl@ss

eCl@ss 4.0	27141116
eCl@ss 4.1	27141116
eCl@ss 5.0	27141116
eCl@ss 5.1	27141116
eCl@ss 6.0	27141116
eCl@ss 7.0	27141116
eCl@ss 8.0	27141116

ETIM

ETIM 2.0	EC000897
ETIM 3.0	EC000899
ETIM 4.0	EC000899
ETIM 5.0	EC000899

UNSPSC

UNSPSC 6.01	30211811
UNSPSC 7.0901	39121410
UNSPSC 11	39121410
UNSPSC 12.01	39121410
UNSPSC 13.2	39121410

Approvals

Approvals

Approvals

CSA / UL Recognized / GOST / LR / GL / BV / ABS / PRS / GOST

Fuse modular terminal block - UK 6,3-HESI - 3004171

Approvals

Ex Approvals

Approvals submitted

BV

Approval details

CSA	
mm ² /AWG/kcmil	26-8
Nominal current I _N	25 A
Nominal voltage U _N	600 V

UL Recognized	
mm ² /AWG/kcmil	26-8
Nominal current I _N	10 A
Nominal voltage U _N	600 V

GOST	
------	--

LR

GL

BV

ABS	
mm ² /AWG/kcmil	26-8
Nominal current I _N	25 A
Nominal voltage U _N	600 V

PRS

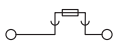
Fuse modular terminal block - UK 6,3-HESI - 3004171

Approvals

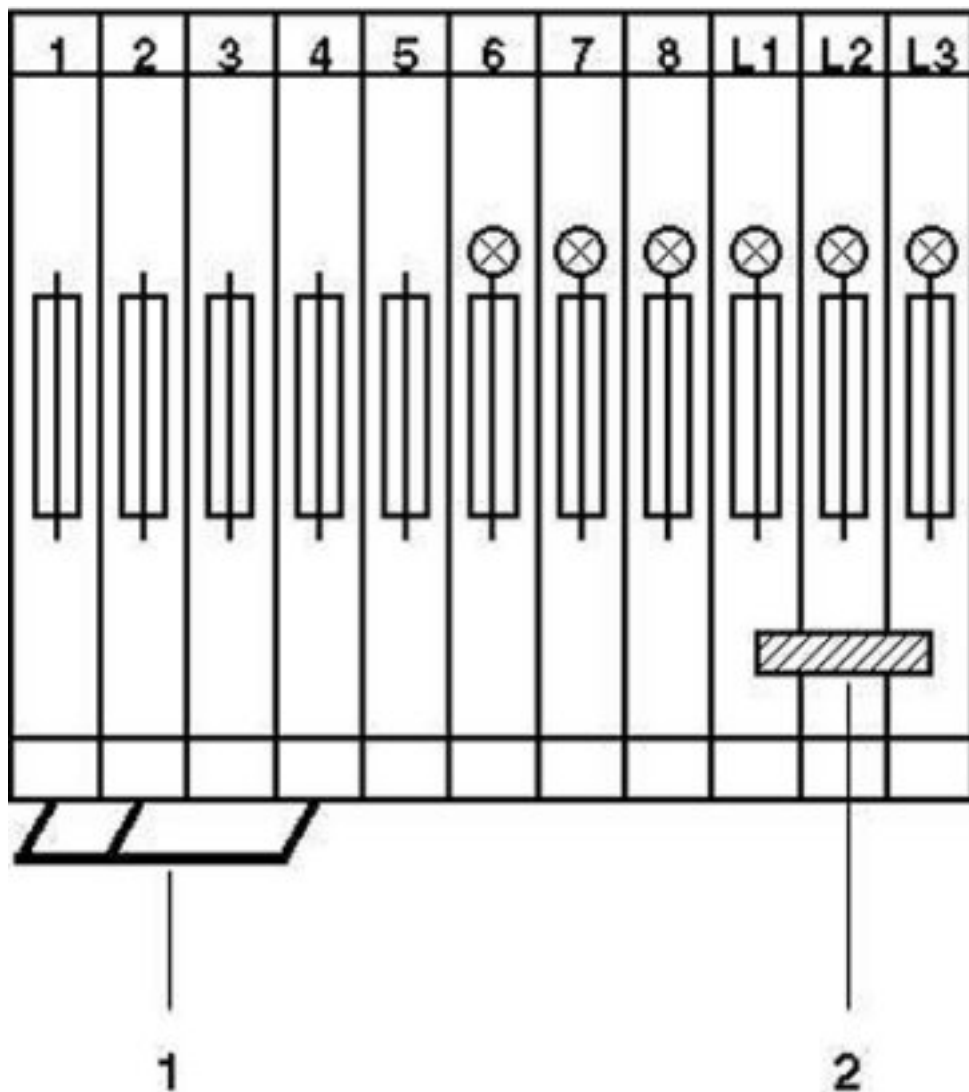


Drawings

Circuit diagram



Circuit diagram



1 = fixed bridge
2 = insertion bridge